



MONTRESOR
EDGE POLISHERS - SINCE 1958

LUNA

SERIES

**HORIZONTAL EDGE POLISHER
FOR FLAT AND BULLNOSE EDGES**

SIMPLICITY, THE REAL REVOLUTION



THE LUNA SERIES IS THE RANGE OF SIMPLE, PRACTICAL AND INNOVATIVE EDGE POLISHERS FOR POLISHING FLAT AND BULLNOSE EDGES OF MARBLE, GRANITE, QUARTZ, CERAMIC AND SINTERED MATERIALS.

MONTRESOR HAS ALWAYS BEEN SYNONYMOUS WITH EDGE POLISHERS.

Montresor edge polishers enable fast mass production of flat and bullnose edges, both on sheet materials and semi-finished products with various profiles.

Over the years, Montresor has specialised in the manufacture of edge polishers, to meet the needs of operators creating finished products from materials such as marble, granite, porcelain and synthetic materials.

Continuous technical and technological research has enabled Montresor to produce extremely functional machines that offer the very latest technologies, meeting the needs of both small stone-masons and large companies.

LUNA SERIES

- ▶ **Absolute quality and reliability guaranteed over time**
- ▶ **Maximum machining precision and stability**
- ▶ **Maximum versatility in shape machining operations**
- ▶ **Customisation according to production requirements**
- ▶ **Practical and extremely easy to use**

ABSOLUTE QUALITY AND RELIABILITY GUARANTEED OVER TIME

The robust structure that distinguishes Montresor edge polishers guarantees total machining reliability, for superb results every time.

The impeccable performance of Luna is the fruit of bringing together technology and experience perfected over 50 years of machining. The Luna range is designed primarily for use by manufacturers of kitchen and bathroom worktops, construction materials, furniture, interior coverings, items for buildings (stairs, thresholds, window sills) and funerary art.



MINIMUM WIDTH OF JUST 150 MM (6 INCH)



Optimal protection of the mechanical parts and devices from water, with stainless steel casing and bellows.




Reduced maintenance thanks to the centralised automatic lubrication system, as standard.




CUSTOMISATION ACCORDING TO PRODUCTION REQUIREMENTS.


Luna offers a host of configuration options to meet specific customer requirements, and can machine a wide range of profiles. According to the tools used, the machining pressure and speed enable slabs with thicknesses of up to 60 mm to be processed. (for Luna 8.6, optional up to 80 mm).




Bullnose




Lens profile




Straight edge




Half bullnose




Upper demi bullnose




Lower demi bullnose




Pencil round edge



Chamfered edge



Double chamfered edge




Shark nose profile with rounded bevel

SIMPLIFIED POLISHING UNIT ROTATION SYSTEM

Luna embodies the perfect combination of high performance and reduced consumption. With lower electricity usage thanks to the independent start-up of the machine motors, the oscillation of the units on the outlet side helps to double the production of pencil round edges, half bullnose edges and flat edges that include a straight side and an tilted side.


A SIMPLE, EFFICIENT PROCESS

The working units are designed to simplify preparation operations, and are available with various configurations to suit specific production requirements.




CALIBRATING UNIT

- Thickness calibration
- Horizontal cut
- Edge shaping



PRE-CUTTING UNIT AT THE INLET SIDE

Two tilted units perform the pre-shaping operations on bull-nose edges or chamfering on straight edges.



MAXIMUM SIMPLICITY, EVEN WHEN MACHINING COMPLEX PROFILES.

FRONTAL UNIT


Performs shaping on the selected profile with the patented template system, with easy, instant template changes and a perfect shape every time.



PATENTED ROTATION SYSTEM QUICK-EDGESHAPE (PATENTED SYSTEM)

This system allows for the creation of bullnose edges and edges with complex shapes, with precision that remains constant over time regardless of the wear of mechanical parts.


- Bullnose
- Pencil round edge
- Half bullnose
- Lens profile
- Demi bullnose



The characteristic shape of the template echoes the shape of the moon, from which the edge polisher takes its name.

MAXIMUM VERSATILITY IN SHAPE MACHINING OPERATIONS.


UNITS AT THE OUTLET SIDE



TILTABLE OSCILLATING UNITS



A group of 3 or 4 oscillating units at the outlet side, which can work at 0° or -45°, doubles the production of pencil round, half bullnose and flat edges with one straight and one inclined side.

- Pencil round edge
- Half bullnose
- Lens profile
- Demi bullnose
- Chamfer edge
- Double chamfer edge




CUTTING UNIT

- Vertical cuts
- Multiple cuts
- Blind cuts
- Vertical + edge cutting



HONING /BUSH HAMMERING UNIT

- Honing of the rebate
- Bush hammering



MACHINING PRECISION AND STABILITY

The conveyor belt runs on anti-wear stainless steel tracks, and is equipped with a guide lined up with special mechanical or pneumatic pressure rollers. This system ensures guaranteed stability, even with slabs of only 120 mm in length.



PNEUMATIC PRESSURE ROLLERS

Optional pneumatic pressure rollers, for automatic processing of mitered boxes and laminates.



Independent motor start-up with fully automatic cycle when the material to be machined is present.



MANUAL OR AUTOMATIC CAM FOLLOWER

Follows the variations in the slab thickness, for a consistent bevel or pencil round edge (max. 5mm).



MATIC VERSION

With the Matic version, all available profiles can be processed with no manual adjustments or template changes, and the thickness to be machined can be increased to up to 80 mm (only available for Luna 8.6).



All of the motors are fully compliant with IE3 high-efficiency directives, and the automatic centralised lubrication system increases the lifespan of the components.



EXTREMELY EASY AND INTUITIVE

The touch screen panel is available in 12" versions, and makes programming and customising the profiles extremely simple.



TECHNICAL SPECIFICATIONS	LUNA 7.4	LUNA 8.6
Total footprint (mm/inch)	5700x1980 224.40x77.95	7600x1980 229.21 x 77.95
Min./max working length (mm/inch)	>120 >4.72	>120 >4.72
Min./max working width (mm/inch)	150 - 2400 5.90 - 94.48	150 - 2400 5.90 - 94.48
Min/max working thickness (mm/inch)	8 - 60 0.31 - 2.36	8 - 60/80 0.31 - 2.36/3.14
Conveyor belt speed (mm/min - inch/min)	0 - 2800 0 - 110.23	0 - 2800 0 - 110.23
Standard and maximum installed power (kW)	19 - 26	32 - 38
Standard and maximum water consumption (l/min)	130 - 180	190 - 230
Standard and maximum air consumption (l/min)	50 - 65	65 - 80
Total weight (approx.kg - pound)	5200 13950	5800 15550

STANDARD/ OPTIONAL EQUIPMENT	LUNA 7.4	LUNA 8.6
Tiltable cutting/ calibrating unit	●	●
Tiltable calibrating unit	○	●
Motorisation of the vertical cutting unit axis for blind cuts	○	●
Lower bevelling and upper/lower pre-cutting units	1 1	1 1
Frontal shaping/ polishing units	1 6	1 7
Cam follower for pre-cutting/bevelling units	●	●
Bevelling unit	○	○
Tiltable oscillating units	○	○
Rebate honing unit	○	○
Bush hammering unit	○	○
Roller conveyors	○	○
Version - Matic	-	○
Tiltable cutting unit	○	○

- Standard accessories
- Optional accessories

ALL IN ONE

THREE EXCELLENCES, ONE PARTNER.

Intermac, Donatoni Machine and Montresor, three leaders in the stone machining sector, combine skill, technology and a widespread distribution network to support customers in the creation of the intelligent factory, elevating the service provided in order to ensure 360° customer care.

MONTRESOR
EDGE POLISHERS - SINCE 1958

INTERMAC

DONATONI
HIGH INNOVATION STONE MACHINES

A COMPLETE RANGE OF SOLUTIONS FOR STONE

MONTRESOR
EDGE POLISHERS - SINCE 1958

HORIZONTAL EDGE POLISHER FOR FLAT EDGES



Lola 6.4

Lola 8.6

Lola 10.8

FLAT AND BULLNOSE EDGES



Luna 7.4

Luna 8.6

VERTICAL EDGE POLISHER FOR FLAT EDGES



Vela 7.2

V-GROOVE



Viva 3.2

INTERMAC

WATER JET CUTTING SYSTEMS



Primus 184

Primus series

MACHINING CENTRES



Master 23

Master One

Master 33.3 - 38.3 - 45.3
Master 33.3 Plus - 38.3 Plus - 45.3 Plus

Master 33.5 Plus - 38.5 Plus - 45.5 Plus

UNIVERSAL MACHINING CENTRES



Master 850-1200

UNIVERSAL AUTOMATIC MACHINING CENTRES



Mastersaw 625 Double Table

CUTTING TABLES FOR SINTERED MATERIALS




Genius RS-A

DOUBLE-EDGER FOR SINTERED MATERIALS



Busetti F Series

STORAGE AND HANDLING SYSTEMS FOR SINTERED MATERIALS



Navetta Lite

TOOLS FOR STONE



Diamut Tools

DONATONI
HIGH INNOVATION STONE MACHINES

BRIDGE SAWS



Spin 625

Jet 625

Echo 725

Sprinter 825

Echo Twin

CUTTING LINES



SX-3 / SX-5

Echo Belt

MULTIFUNCTIONAL CUTTING CENTRES



Quadrix DV 1100

Quadrix DG 1300/1600/2000

UNIVERSAL CUTTING CENTRES



Kronos 500/650/900

EDGE POLISHERS AND CALIBRATORS



Zenit

SHEET LOADING/ UNLOADING



Geko

ROBOTS



Cyberstone

MONTRESOR.NET
INTERMAC.COM
DONATONI.EU

