




LOLA
SERIES

**HORIZONTAL EDGE
POLISHERS
FOR FLAT EDGES**



THE EDGE POLISHERS FROM THE LOLA RANGE POLISH FLAT EDGES OF GRANITE, QUARTZ, CERAMIC AND SINTERED MATERIALS AND MARBLE.

MONTRESOR HAS ALWAYS BEEN SYNONYMOUS WITH EDGE POLISHERS.

Montresor edge polishers enable fast mass production of flat edges, both on sheet materials and semi-finished products with various profiles. Over the years, Montresor has specialised in the manufacture of edge polishers, to meet the needs of operators creating finished products from materials such as marble, granite, porcelain and synthetic materials. Continuous technical and technological research has enabled Montresor to produce extremely functional machines that offer the very latest technologies, meeting the needs of both small stonemasons and large companies.


LOLA SERIES

- ▶ **Maximum machining precision and stability**
- ▶ **Multiple configuration options for high levels of customisation**
- ▶ **Absolute quality and reliability guaranteed over time**
- ▶ **Extremely easy to use**

MAXIMUM MACHINING PRECISION AND STABILITY

Lola edge polishers are particularly suitable for manufacturers of kitchen and bathroom worktops, construction materials, furniture, interior coverings, items for buildings (stairs, thresholds, window sills) and funerary art.


The structure of the machine is extremely robust and rigid, sized with cutting-edge calculation and design tools.




MANUAL OR AUTOMATIC CAM FOLLOWER
Follows the variations in the slab thickness, for a consistent bevel finish.



COAXIAL BEVELLING UNIT
Optional bevelling unit with two independently-moving rings and different pressures.



3 - MOTION
For a perfect polish at even faster speeds on slabs with thicknesses from 60 to 100 mm, thanks to 40/50 mm vertical movement the centre of the thickness combined with micro-oscillation. (Only for Lola 10.8).



DUPLEX PRESSURE ROLLERS
Enables narrow sections from 60 mm (2.36 inch) in width and 120 mm (4.72 inch) in length to be machined.

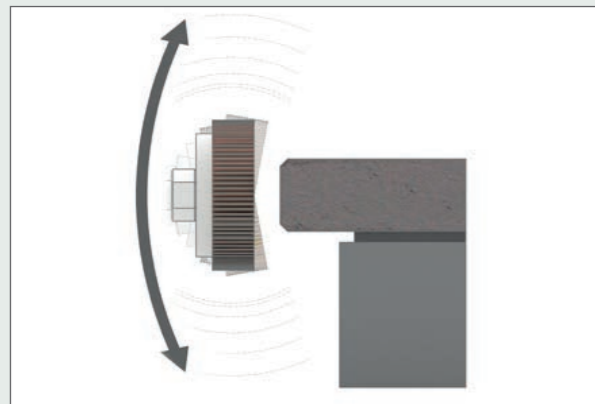


PNEUMATIC PRESSURE ROLLERS
Optional intelligent pneumatic pressure rollers, for automatic processing of mitered boxes and laminates.




ABSOLUTE QUALITY AND RELIABILITY GUARANTEED OVER TIME


The robust structure that distinguishes Montresor edge polishers guarantees total machining reliability, for superb results every time.



Micro-oscillation of the front units for polishing granite, even in the presence of slight cutting defects.




Independent motor start-up √ with fully automatic cycle when the material to be machined is present.



Optimal protection of the mechanical parts and devices from water, with stainless steel casing and bellows.




THE WORKING UNITS ARE DESIGNED TO SIMPLIFY PREPARATION OPERATIONS. THEY ARE AVAILABLE IN VARIOUS CONFIGURATIONS, IN ACCORDANCE WITH MACHINING REQUIREMENTS.





CALIBRATING UNIT

- Thickness calibration
- Horizontal cut
- Edge shaping



CUTTING UNIT

- Vertical cuts
- Blind cuts
- Multiple cuts
- Vertical + edge cutting



HONING /BUSH HAMMERING UNIT

- Honing of the rebate
- Bush hammering



MULTIPLE CONFIGURATION OPTIONS FOR HIGH LEVELS OF CUSTOMISATION


Lola offers a wide range of configuration options, to meet the specific requirements of the customer.



LOLA 6.4
←



LOLA 8.6
←



LOLA 10.8
←



EXTREMELY EASY TO USE
THE TOUCH SCREEN PANEL IS AVAILABLE IN 7" (LOLA 6.4) OR 12" VERSIONS (LOLA 8.6 AND 10.8).
For easy, intuitive programming, with integrated use and maintenance manual.



TECHNICAL SPECIFICATIONS	LOLA 6.4	LOLA 8.6	LOLA 10.8
Total footprint (mm/inch)	5300x1900 208.66x74.80	5900x1900 232.28x74.80	7300x1900 287.40x74.80
Min./max working length (mm/inch)	>120 >4.72	>120 >4.72	>120 >4.72
Min./max working width (mm/inch)	60 - 2200 2.36 - 86.61	60 - 2400 2.36 - 94.48	60 - 2400 2.36 - 94.48
Min./max working thickness (mm/inch)	5 - 60 0.19-2.36	5 - 80 0.19-3.14	5 - 80/100 0.19 - 3.14/3.93
Conveyor belt speed (mm/min - inch/min)	0 - 2800 0 - 110.23	0 - 2800 0 - 110.23	0 - 2800 0 - 110.23
Standard and maximum installed power (kW)	15 - 25	27 - 38	27 - 42
Standard and maximum water consumption (l/min)	90 - 125	150 - 175	150 - 210
Standard and maximum air consumption (l/min)	20 - 25	32 - 40	32 - 40
Total weight (approx. kg - pound)	3500 9350	5300 14200	6200 16600

STANDARD/ OPTIONAL EQUIPMENT	LOLA 6.4	LOLA 8.6	LOLA 10.8
Mobile frontal units	6 7		10
3-motion	-	-	○
Upper bevelling unit	2 3	3	4
Lower bevelling unit	2 3	3	4
Manual cam follower for regular bevels, even on slabs of non-uniform thickness	●	-	-
Automatic cam follower for regular bevels, even on slabs of non-uniform thickness	-	●	●
Coaxial bevelling	○	-	-
Tiltable calibrating/ cutting unit	○	●	●
Motorisation of the vertical cutting unit axis for blind cuts	○	●	●
Tiltable cutting/ calibrating unit	○	○	○
Vertical unit for honing of the rebate and/or bush hammering	○	○	○
Roller conveyors	○	○	○
Automatic centralised lubrication	●	●	●

● Standard accessories
○ Optional accessories

ALL IN ONE

THREE EXCELLENCES, ONE PARTNER.

Intermac, Donatoni Machine and Montresor, three leaders in the stone machining sector, combine skill, technology and a widespread distribution network to support customers in the creation of the intelligent factory, elevating the service provided in order to ensure 360° customer care.

MONTRESOR
EDGE POLISHERS - SINCE 1958

INTERMAC

DONATONI
HIGH INNOVATION STONE MACHINES

MONTRESOR.NET
INTERMAC.COM
DONATONI.EU

A COMPLETE RANGE OF SOLUTIONS FOR STONE

MONTRESOR
EDGE POLISHERS - SINCE 1958

HORIZONTAL EDGE POLISHER FOR FLAT EDGES



Lola 6.4

Lola 8.6

Lola 10.8

FLAT AND BULLNOSE EDGES



Luna 7.4

Luna 8.6

VERTICAL EDGE POLISHER FOR FLAT EDGES



Vela 7.2

V-GROOVE



Viva 3.2

INTERMAC

WATER JET CUTTING SYSTEMS



Primus 184

Primus series

MACHINING CENTRES



Master 23

Master One

Master 33.3 - 38.3 - 45.3
Master 33.3 Plus - 38.3 Plus - 45.3 Plus

Master 33.5 Plus - 38.5 Plus - 45.5 Plus

UNIVERSAL MACHINING CENTRES



Master 850-1200

UNIVERSAL AUTOMATIC MACHINING CENTRES



Mastersaw 625 Double Table

CUTTING TABLES FOR SINTERED MATERIALS



Genius RS-A

DOUBLE-EDGER FOR SINTERED MATERIALS



Busetti F Series

STORAGE AND HANDLING SYSTEMS FOR SINTERED MATERIALS



Navetta Lite

TOOLS FOR STONE



Diamut Tools

DONATONI
HIGH INNOVATION STONE MACHINES

BRIDGE SAWS



Spin 625

Jet 625

Echo 725

Sprinter 825

Echo Twin

CUTTING LINES



SX-3 / SX-5

Echo Belt

MULTIFUNCTIONAL CUTTING CENTRES



Quadrix DV 1100



Quadrix DG 1300/1600/2000

UNIVERSAL CUTTING CENTRES



Kronos 500/650/900

EDGE POLISHERS AND CALIBRATORS



Zenit

SHEET LOADING/ UNLOADING



Geko

ROBOTS



Cyberstone

